

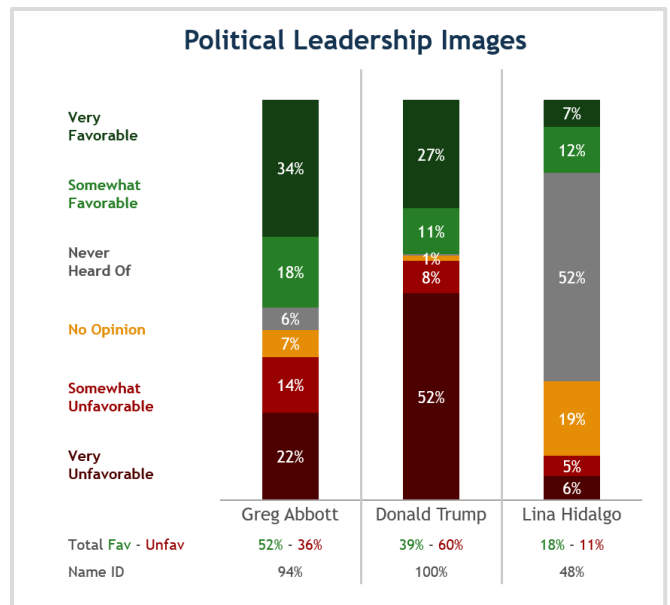
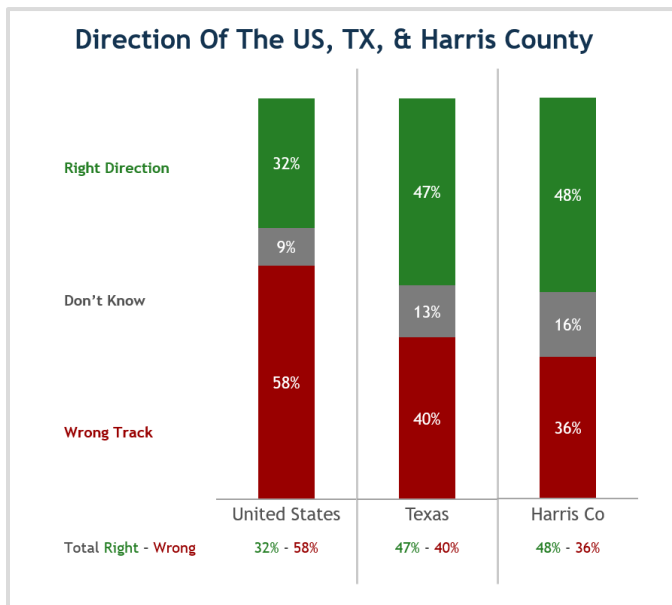


MEMORANDUM

TO: INTERESTED PARTIES
FROM: CHRIS PERKINS, PARTNER
SUBJECT: HARRIS COUNTY SURVEY RESULTS
DATE: MARCH 20, 2019

Voters Have An Optimistic Outlook For Harris County

Likely voters feel that Texas and Harris County are headed in the right direction, but don't feel the same about the country. In a similar way, they view President Trump unfavorably (60%), yet view Governor Abbott in a favorable manor (52%).



Question Asked:

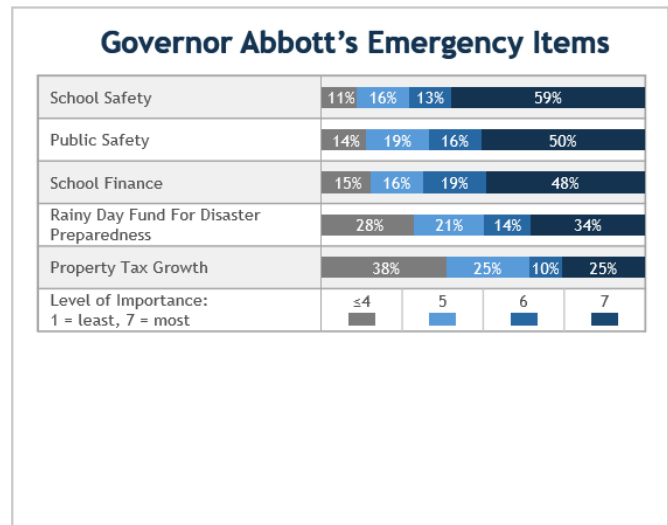
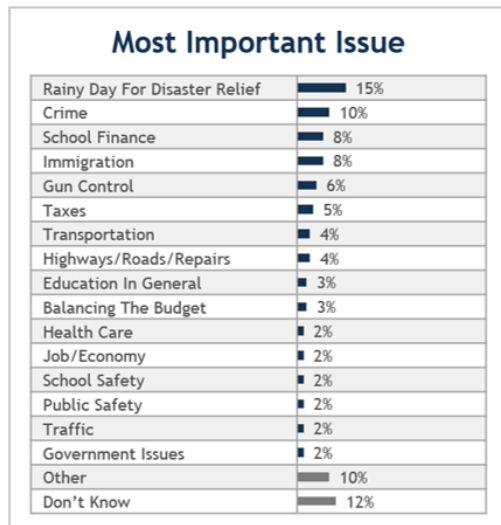
Direction: Thinking about the direction [the United States / Texas / Harris County] is headed today, do you believe things are going in the right direction or would you say things have pretty seriously gotten off on the wrong track?

Image: Now I am going to read you a list of names of people or groups of people. After I read each one, please tell me if you have an unfavorable or a favorable impression of that person or group. If I read you one you have never heard of, just tell me and we'll move on to the next one. And, would you say you have a very(unfavorable/favorable) impression of that [Greg Abbott / Donald Trump], or just somewhat?



Governor Abbott's Emergency Items

A strong majority of Harris County voters support all of the Governor's emergency items. Currently, likely voters in Harris County are most concerned with school safety, followed close by public safety and school finance. Disaster relief and property tax growth are the next highest priorities for them, both in overall importance as well as intensity.



*"We already passed a referendum for **flood control**. We need to move forward to fix the problem with the **money** that's been allocated." - Female, 45-64, Independent, Inside 610*

*"**Hire more law enforcement** officers and dispatchers. Have more **community meetings** in Harris County for the public." - Female, 45-64, Democrat, Outside 8*

*"Give the **teachers a decent wage** so that the teachers **do not have to spend their money** on books and classroom supplies." - Female, 45-64, Democrat, Between 610 & 8*

*"We must not be a **sanctuary city**. We are here to support each other and we are **putting priorities on immigrants** and that's just not right." - Male, 65+, Independent, Outside 8*

Question Asked:

Most Important Issue: What would you say is the single biggest issue facing Harris County?

Governor Abbott's Emergency Items: Next, I am going to read you a short list of Governor Greg Abbott's priorities for the state to address. For each one, please tell me on a scale of one to seven how important this issue is to Harris County voters, with one being the least important and seven being the most important.



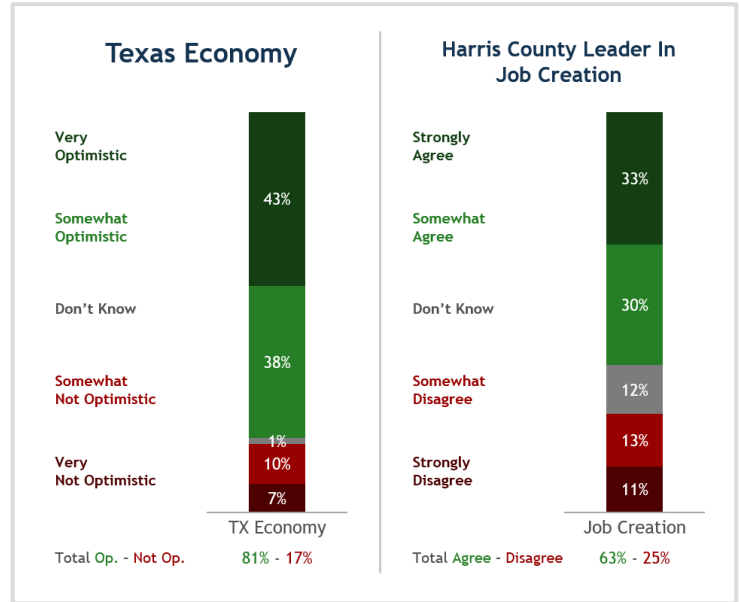
Voters Have An Optimistic Outlook For Harris County

This relatively positive outlook is reflected in the highly optimistic attitudes toward the future of Texas' economy and high agreement that Harris County's job creation is due to low taxes and regulations.

Question Asked:

Texas Economy: Overall, would you say you feel optimistic or not optimistic about the future of the economy in the state of Texas? And, would you say that you are very (not optimistic/optimistic) or just somewhat?

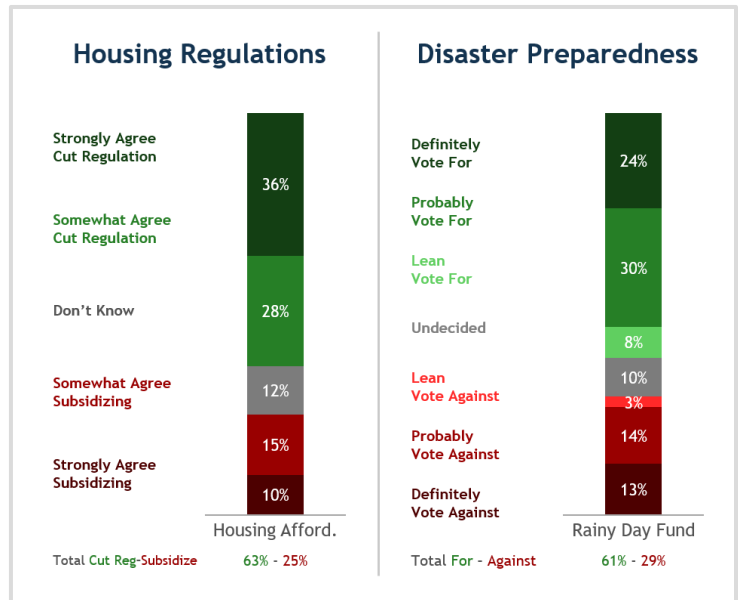
Harris Job Leader In Job Creation: Do you disagree or agree that Harris County is the leader in job creation because of its low taxes and low regulation compared to other counties in Texas? And, would you say that you strongly (disagree/agree) or just somewhat?



Harris County Voters Believe Cutting Regulations Will Help With Housing, and Would Support Rainy Day Funds for Disaster Prep

Likely voters prefer cutting regulation to make housing more affordable. A majority are for repurposing rainy day funds to create a new disaster preparedness fund, though this is notably a very regional issue.

Overall, a majority of likely voters in Harris County indicated they would vote to use rainy day funds to create a disaster preparedness fund.



Question Asked:

Housing Regulations: Some people say, our government should make housing more affordable by subsidizing it with tax dollars. Other people say, our local government should cut regulations.

Disaster Preparedness: Would you vote against or for using \$3 billion from the state's rainy day fund in order to create a new disaster preparedness fund?



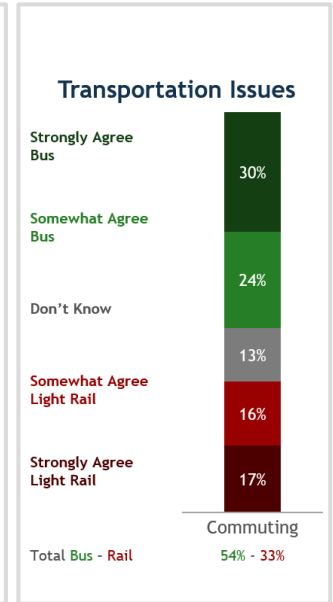
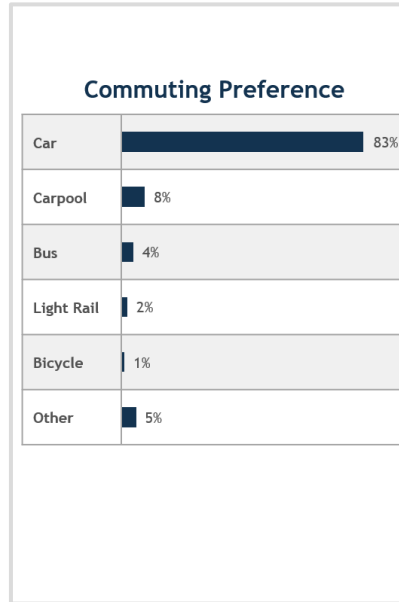
A Heavy Majority Commute By Car

Nearly all likely voters in Harris County currently commute to work by car (83%) or by carpooling (7%).

Question Asked:

Commuting Preferences: When commuting to and from work, would you say you typically ride the bus, ride the light rail, drive your car, carpool with others, walk, ride a bicycle or do you commute in another way? ACCEPT MULTIPLE

Transportation Issues: Please tell me which point of view you agree with the most. Some people say, they would rather commute on an express bus ride at an average speed of sixty miles per hour from a park and ride to your place of employment. Other people say, they would rather commute on the light rail.



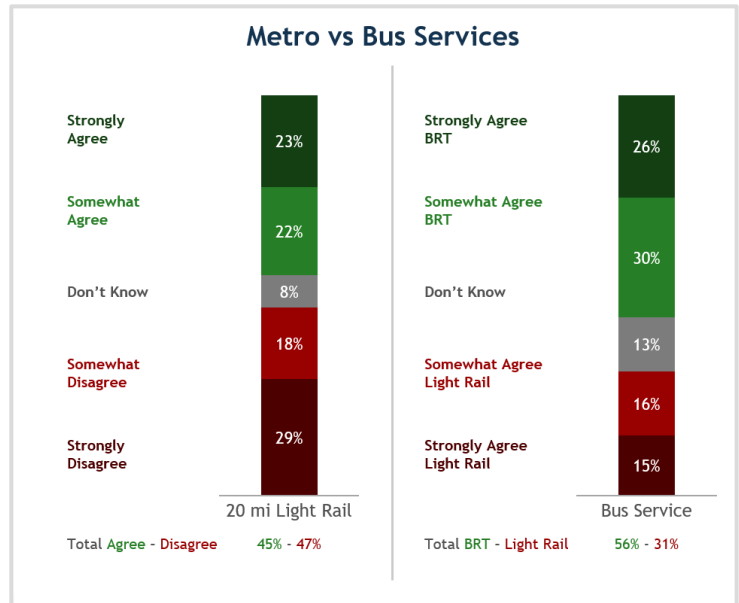
Bus Services Are Preferred

Likely voters are split initially on whether building an additional twenty miles of light rail is the best use of \$2.45 billion dollars. However, when given the choice, a majority of voters are more likely to agree prefer BRT and providing more express commuter bus service over building more light rail tracks.

Question Asked:

20 mi Light Rail: Do you agree or disagree that building an additional twenty miles of light rail is the best use of two point four five billion dollars to help address Houston's transportation needs?

BRT vs Light Rail: Please tell me which point of view you agree with the most. Some people say, Metro should build more light rail. Other people say, Metro should make fares free and provide more express commuter bus service to job centers other than downtown.

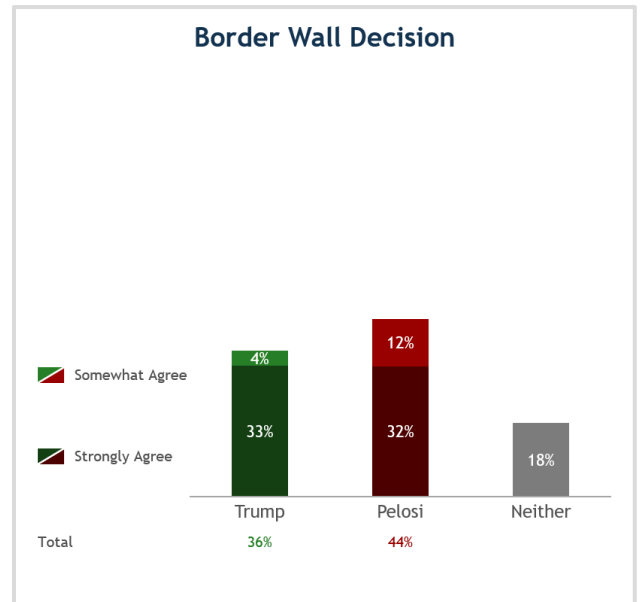
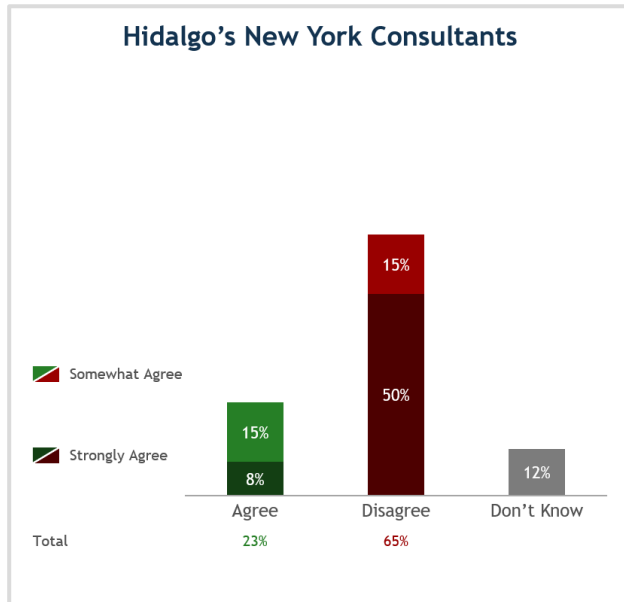




Local Issues

Voters overwhelmingly strongly disagree with Hidalgo’s choice to hire New York City-based consultants.

Voters are relatively split on the border wall, though agreement with Pelosi is slightly stronger than with Trump (+8% Pelosi).



Question Asked:

Hiring Out Of State Consultants: As you may know, Lina Hidalgo has hired four New York City-based consultants to work on a plan to boost Harris County Community engagement. The consultants were paid one-hundred thousand dollars for their labor and fifteen-thousand for travel expenses between New York and Houston. Do you disagree or agree that Lina Hidalgo made the right decision in hiring consultants from out of state? And, would you say that you strongly (disagree/agree) or just somewhat?

Border Wall: As you may know, Nancy Pelosi and Donald Trump have been at odds over creating a southern border wall as a means of border security. Would you say you agree with Nancy Pelosi or Donald Trump on the issue of the border wall, or do you not agree with either of them? And, would you say that you strongly agree with (Pelosi/Trump) or just somewhat?



Methodology

On behalf of the HRBC, Ragnar Research conducted a survey of 400 Likely Voters (LVs) across Harris County. Interviews were conducted February 24 through February 26, 2019 by telephone, including landlines (28%) and cell phones (72%). Quotas on age, gender, education, ethnicity and region were used to ensure a representative distribution. The study's margin of error is $\pm 5\%$.

Respondents' demographics include women (49%) and men (51%), and ages 18-44 (50%), 45-64 (33%) and 65+ (16%). Respondents' racial and ethnic backgrounds consist of white (37%), African American (23%), and Hispanic (33%). Respondents' socio-economic status includes income of <\$50K (26%), \$50K-\$100K (31%), and \$100K+ (38%), and educational attainment of some or less than a college degree (55%) and college graduate or more (45%). Respondents' stated party identification includes Republican (27%), Independent (30%), and Democrat (38%). Respondents' ideological identification includes conservative (33%), moderate (37%), and liberal (25%).

Chris Perkins Bio

Chris Perkins is an expert in quantitative and qualitative analysis having conducted and analyzed survey data for over a decade on behalf of Republican candidates, colleges and University's and Fortune 500 companies. Perkins is considered one of the top public opinion experts in the United States and has been cited as among the most accurate pollsters in the country.

In the 2010 – 2018 election cycles, Perkins polled for nearly one hundred winning Republican candidates for the State Legislature, US House of Representatives, US Senate, Governor and other statewide offices. Perkins has conducted public opinion research in Arizona, Arkansas, California, Colorado, Florida, Georgia, Hawaii, Illinois, Indiana, Iowa, Kentucky, Louisiana, Maryland, Michigan, Minnesota, Missouri, Montana, Nevada, New Hampshire, Ohio, South Carolina, Tennessee, Texas, Virginia, Washington and Wisconsin

In Texas, Perkins was named the top pollster by Capitol Inside's bi-partisan "Texas Power Consultants" rankings for five consecutive election cycles, and is widely recognized to have been the most accurate pollster conducting surveys in Texas since 2010. Perkins is the pollster to 5 Republican statewide elected officials, 6 Republican Members of Congress and 65 Republican Members of the State Legislature.